



DC Brushless Motor BL4260

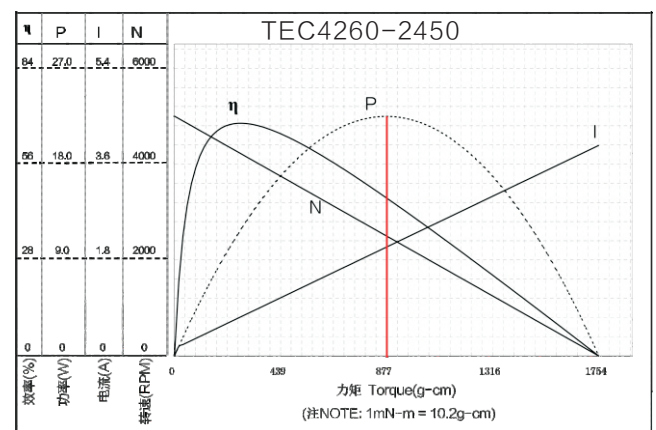
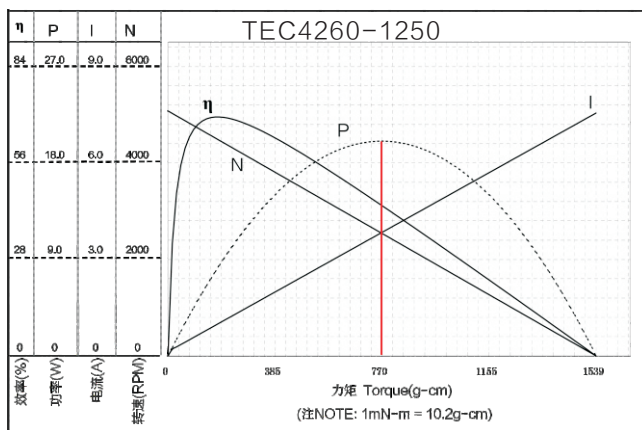
General Specifications

接线方式 B或C	Connection Mode B & C		
正反转功能	Clockwise Rotation/Counter Clockwise Rotation		
信号输出功能	FG Signal		
脉宽调速功能	PWM Control		
锁定保护	Locked Rotor Protection		
最大功率	30W(内置驱动)	Power	30W(Internal Drive)
	50W(外置驱动)		50W(External Drive)
电机寿命	约3000H(含油轴承)	Life Expectancy	~3000H(Oil Bearing)
	约5000H(滚珠轴承)		~5000H(Ball Bearing)



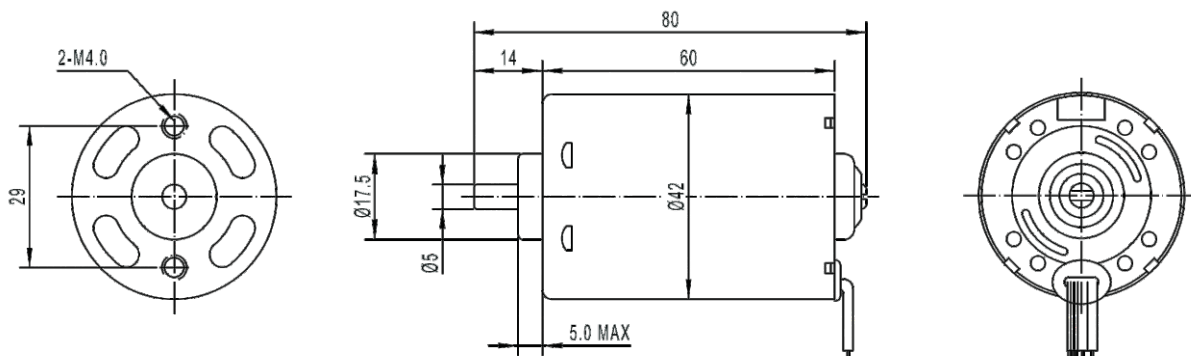
Electrical specifications

电机型号 Motor model	额定电压 Rated voltage	无 负 荷 No-load		额 定 Rated			堵 转 Stall		
		转速 Speed	电 流 Current	转 速 Speed	力 矩 Torque	电 流 Current	功 率 Power	力 矩 Torque	电 流 Current
	VDC	r/min	mA	r/min	g.cm	mA	W	g.cm	A
BL 4260-1250	12.0	5000	300	3400	500	2500	17	1500	4.0
BL 4260-2450	24.0	5000	140	3550	500	1300	18	1700	4.0



备注：红线左侧为电机可以连续工作区域NOTE: the left side of red line area can continuous work

Mechanical dimensions



Weight: 300g(Approx)

Unit(mm)