DC Motor 90W

Motor Performance Parameters

Model	Voltage	Power	No-load Parameters		Load Parameters			Brush Life	Motor Weight
			Speed	Current	Speed	Torque	Current		
	v	w	r/min	A	r/min	mN.m	A	H	kg
Z5D90-12 □	12	90	3100	2.0	2600	330	12.0	2000	2.2
Z5D90-24 □	24	90	3300	1.0	2800	307	5.0	2000	2.2
Z5D90-90 □	90	90	3000	0.3	2900	307	1.4	2000	2.2
* Note: It's only typical technical data,special requirement can be customized.									

Motor Dimension

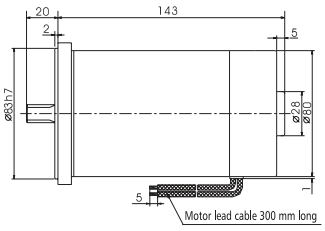

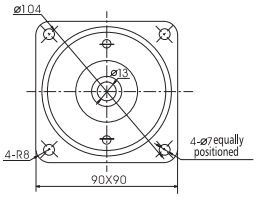

Gearbox Torque and Speed

Model of Gearbox: 2GN□K

Model	Reduction Ratio		3	3.6	5	6	7.5	9	10	12.5	15	18	20	25	30	36	40	50	60	75	90	100	120	150	180	200
Z5D90-24 □	Output Shaft Speed	r/min	1100	916	660	550	440	366	330	264	220	183	165	132	110	91	82	66	55	44	36	33	27	22	18	16
	Allowable Torque	N.m	0.64	0.76	1.05	1.27	1.58	1.90	1.90	2.38	2.85	3.42	3.44	4.30	5.16	6.19	6.88	8.60	10.31	12.89	13.83	15.37	18.44	19.60	19.60	19.60
		kgf.cm	6.53	7.75	10.76	12.92	16.12	19.37	19.40	24.25	29.10	34.92	35.08	43.85	52.62	63.15	70.16	87.70	105.24	131.56	141.12	156.80	188.17	200.0	200.0	200.0

Wiring Diagram

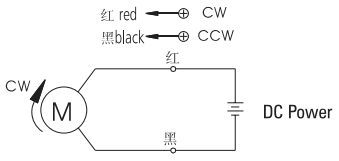

Bare Motor Output Shaft Dimension

Model	Gear Shaft Z5D90-□ GU	Flat type Z5D90-□ A	Bare Shaft Z5D90-□ A1
Output Shaft Type and Dimension	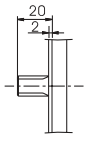	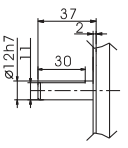	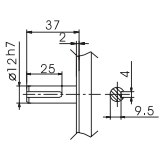

Gearbox Dimension

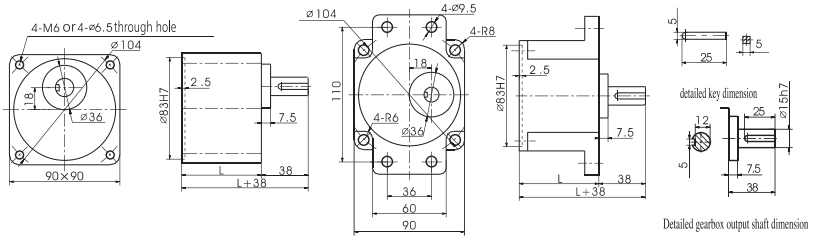

	Reduction Ratio	L(mm)	Q(kg)
Gearbox	5GU3K-GU9K	65	1.21
	5GU10K-GU18K		1.30
	5GU20K-GU75K		1.40
	5GU90K-GU200K		1.45
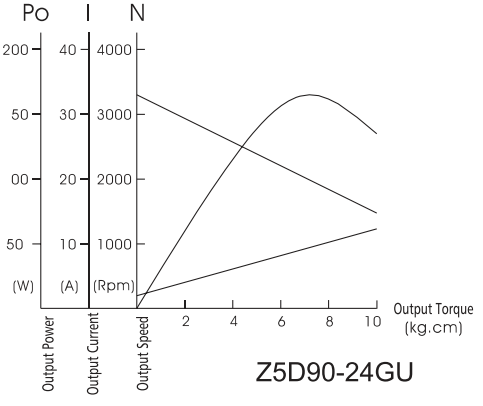
Characteristic Curve